




AM - Allmountain

M1 AM.1050.TQ SPITZING			M1 AM.750.S _{Mag} ERZBERG		M1 AM.400.SX
					
160 / 160mm & 27,5" / 27,5" 1050Wh TQ HPR 120S, 120Nm			160 / 160mm & 27,5" / 27,5" 750Wh Brose S _{Mag} , 90Nm		160 / 160mm & 27,5" / 27,5" 400Wh + Opt. Range Ext. (250Wh) BOSCH SX, 55Nm
25km/h Pedelec	45km/h S-Pedelec	offen R-Pedelec	25km/h Pedelec	45km/h S-Pedelec	25km/h Pedelec
26,8 kg	27,4 kg	26,8 kg	23,9 kg	24,4 kg	20,6 kg

Ausstattung / Specification

Größen / Framesize:	M , L			M, L		S/M , L , XL
Farbe / Colour:	M (GOLD) // L (BLUE or GREY)			GREY		GREY
GABEL / fork	Fox 38 Performance, 160mm FIT4					
DÄMPFER / damper	FOX Float X Performance 230/65/160mm					
SCHALTUNG / shifter	Shimano XT 12G (10-51)					
SATTELSTÜTZE / seatpost	Kind Shock 150mm					
LAUFRÄDER / wheels	DT Swiss H1900, 27.5"					
KURBEL / crank	FSA, Aluminium, 165mm					
LENKER / handlebar	Reverse 31,8 mm, 760 mm					
VORBAU / stem	Reverse 60mm	Promax 60mm	Reverse 60mm	Reverse 60mm	Promax 60mm	Reverse 60mm
SATTEL / seat	Selle Royal Rampage					
BREMSSCHEIBEN / brake disc	Storm HC 203mm/203mm					
BREMSEN / brakes	Magura MT7	Magura MT5e	Magura MT7	Magura MT7	Magura MT5e	Magura MT7
KETTENBLATT / chain ring	42T	48T	48T	36T	42T	36T
REIFEN / rims	HansDampf 2.6"	SmartSam 2.6"	HansDampf 2.6"	HansDampf 2.6"	SmartSam 2.6"	Hans Dampf 2.6"
MOTORSPANNUNG / voltage engine	48V			36V		36V
Rahmen, Unterfahrschutz / Frame, motorcover	Carbon, Aluminium			Carbon, Aluminium		Carbon / Carbon
SCHALTUNTERBRECHER / shift sensor	Gearsensor			-	Break CUT-OFF	-
APP	SIGMA EOX			Brose E-Bike App		BOSCH FLOW App
DISPLAY	SIGMA			Brose Allround		BOSCH Purion 200
LICHT / light	-	B&M IQ-X (100Lux)	-	-	B&M IQ-X (100Lux)	-
ENTNEHMBARER AKKU / removeable battery	yes			yes		yes
Steuerr. Länge & Winkel / Headtube length & angle	(M)120 // (L)130 mm // 66,5°			(M)120 // (L)130 mm // 66°		(M)120 // (L)130 // (XL) 140 // 66°
Sattelrohr Länge & Winkel / Seat tube length & angle	(M) 450 // (L) 500mm // 75,5°			(M) 450 // (L) 500mm // 75°		(M) 430 // (L) 470 // (XL) 510 // 75,65°